

PARTICIPANT GUIDE



OBJECTIVES

At the end of the module, you will be able to:

1. Evaluate your paradigm regarding God's mission.
2. Explain the "7 Shifts" to one another using the charts contained in this lesson.

TIME FOR SHARING & PRAYER

Do not conform to the pattern of this world, but be transformed by the renewing of your mind. Then you will be able to test and approve what God's will is—his good, pleasing and perfect will. – Romans 12:2 (NIV)

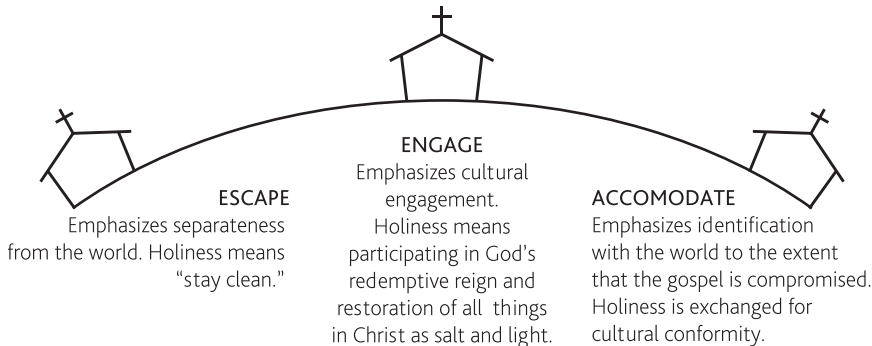
1. What should we do as believers?
2. What shouldn't we do as believers?

Session 1: Biblical Foundation

The Gospel Message: Romans 10:9 (NIV)

Do not conform to the pattern of this world, but be transformed by the renewing of your mind. Then you will be able to test and approve what God's will is—his good, pleasing and perfect will.

1. FROM EXTRACTING TO INCARNATION



2. FROM AUTHORITARIAN TO SERVANT LEADERSHIP

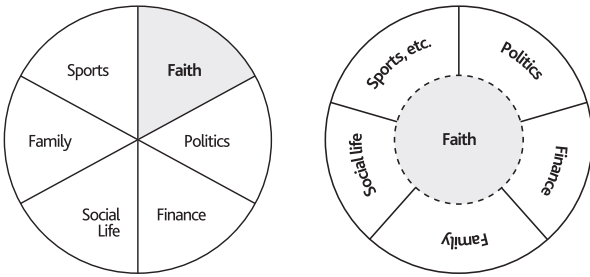
Read Philippians 2:5-8

AUTHORITARIAN LEADER	SERVANT LEADER
Says: "Follow me"	Says: "Let's follow Jesus!"
Decides what is their mission and objectives for the church.	Works with other leaders in order to discern the vision and objectives God has for the church.
Does not delegate, only gives orders.	Gets others cooperatively involved.
Makes decisions independently.	Encourages others to participate in the decision-making process.
Complains of the weaknesses of the congregation.	Strengthens the congregation in their weaknesses.
Does everything by themselves — preaches, visits, prays, teaches, leads worship, etc.	Trains others for ministry and affirms them in their respective tasks.
Sees other leaders as competition and a threat.	Sees other leaders as companions and a blessing for their life.

3. FROM SEGMENTED TO INTEGRATED FAITH

"There's not a square inch in the whole domain of human existence over which Christ, who is Lord overall, does not exclaim, 'Mine!'" -Abraham Kuyper

I have been crucified with Christ and I no longer live, but Christ lives in me. The life I now live in the body, I live by faith in the Son of God, who loved me and gave himself for me. – Galatians 2:20 (NIV)



4. FROM BUILDINGS TO COMMUNITY

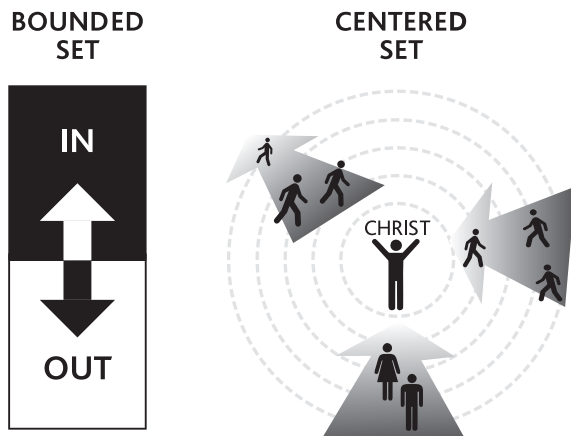
Do not conform to the pattern of this world, but be transformed by the renewing of your mind. Then you will be able to test and approve what God's will is—his good, pleasing and perfect will. – Ephesians 2:21-22 (NIV)

Where did the Church meet in the first century?

Acts 2:46 & Acts 5:42
Acts 8:3
Acts 10:22
Acts 12:12
Acts 16:29-32
Acts 16:40
Acts 18:7
Acts 20:20
Romans 16:3-5 & 1 Corinthians 16:19
Romans 16:11
Philippians 4:22
Colossians 4:15
2 Timothy 4:19

How does 1 Peter 2:4-5 describe believers?

5. FROM A CLOSED TO AN OPEN SYSTEM



6. FROM OWNING AND CONTROLLING TO MANAGING AND SENDING

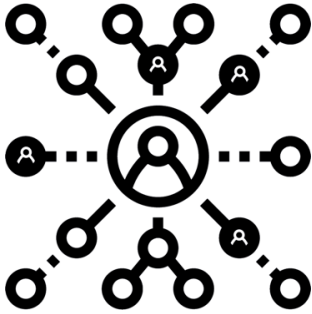
What does the Bible say about the body of Christ in 1 Corinthians 12:12?

According to Ephesians 4:1-16, what is the responsibility of apostles, prophets, evangelists, pastors, and teachers?

As we stop owning and controlling and seek to steward and release, how will you release people in your church to contribute to the vision of the church?

7. FROM ADDITION TO MULTIPLICATION

And the things you have heard me say in the presence of many witnesses entrust to reliable people who will also be qualified to teach others. – 2 Timothy 2:2 (NIV)



A FULL-TIME WORKER

A SEMINARY STUDENT

A CHURCH BUILDING

Session 2: Tools

The following tool uses a 1-10 scoring system, in which 1 represents complete disagreement or the lowest score, and 10 represents excellence or strong agreement.

1	2	3	4	5	6	7	8	9	10
---	---	---	---	---	---	---	---	---	----

FROM EXTRACTING TO INCARNATION

1	2	3	4	5	6	7	8	9	10
---	---	---	---	---	---	---	---	---	----

FROM AUTHORITARIAN TO A SERVANT LEADERSHIP

1	2	3	4	5	6	7	8	9	10
---	---	---	---	---	---	---	---	---	----

FROM SEGMENTED TO AN INTEGRATED FAITH

1	2	3	4	5	6	7	8	9	10
---	---	---	---	---	---	---	---	---	----

FROM BUILDINGS TO COMMUNITY

1	2	3	4	5	6	7	8	9	10
---	---	---	---	---	---	---	---	---	----

FROM A CLOSED TO AN OPEN SYSTEM

1	2	3	4	5	6	7	8	9	10
---	---	---	---	---	---	---	---	---	----

FROM OWNING AND CONTROLLING TO MANAGING AND SENDING

1	2	3	4	5	6	7	8	9	10
---	---	---	---	---	---	---	---	---	----

FROM ADDITION TO MULTIPLICATION

Session 3: Action Plan and Goals

SAY: In upcoming modules we will be asked to develop an action plan in order to strengthen each of the characteristics of a healthy church. We will be asked to report our results from the action plan at the beginning of each module using the Healthy Church Report.

SAY: Based on what you learned in this module, create an action plan with clear goals for you and your local church.

SAY: Look at how we answered the questions for the Seven Paradigm Shifts to Accomplish the Mission in Session 2 of this module and let's review our overall measurements.

Look at the 7 Take Your Church's Pulse (TYCP) questions for this module (Session 2) and review your overall measurements.

What are your areas of strength (scores greater than 7)? _____

What are areas for growth (scores equal to or fewer than 7)? _____

Begin to develop an action plan. An action plan for implementing today's materials into your respective ministries is important and should be a habitual process for every step forward in your ministry. Based on what you learned in this module, create an action plan with clear goals for you and your local church.

An acronym that is helpful in planning is to develop **SMART** goals:

Specific: It describes specifically what I plan to do.

Measurable: I will be able to tell whether it was done or not.

Appropriate: Is it in line with God's will?

Realistic: It considers my limitations and availability.

Time-bound: It mentions an exact time period.

Example:

- By the end of the month, I will preach a sermon on integrated faith so that people will realize that God should be a part of every portion of life.
- By the end of the year, financial giving will increase by 5% from the previous year.
- In 6 months, 12 new believers will be saved.
- By next week, we will develop a plan for small groups that will start next fall.

Write your desired goal here: _____

Steps to reach it: _____

Write your present-day reality here: _____

Write your outcome at the top. Write your present-day reality at the bottom. Write the first one or two steps/ actions you know you need to take towards the outcome.

At step #5, write what needs to be in place or happening immediately before the desired outcome is reached. Work backwards. What should step #4 be—to reach #5? As you work from the bottom up and from the top down, fill in the middle steps. This process helps you to think about all steps/actions involved to accomplish your outcome.

Coming Up: Stronger Churches Module 2

The following module will guide the church to discern (Analysis), define (Knowledge) and communicate (Application) the vision of God in its own context and reality.

APPENDIX 1

If you desire to delve further into any of these *changes*, we recommend the essay “*7 Shifts in Mission for a Harvest Breakthrough*.”