
MODULE 1

PARTICIPANT'S MANUAL

MISSION TO MULTIPLY COURSE
Planting Healthy Churches





MISSION TO MULTIPLY

CHURCH PLANTING CURRICULUM OVERVIEW

	MODULE 1 HEALTHY CHURCH PLANTING	MODULE 2 PREPARING TO SHARE THE GOOD NEWS	MODULE 3 UNDERSTANDING GOD'S PLAN	MODULE 4 SHARING THE GOOD NEWS	MODULE 5 MOVING PEOPLE TOWARD FAITH	MODULE 6 GROWING DISCIPLES
DEVOTIONAL	Biblical Foundations for Healthy Churches	Theological Foundations for Healthy Churches	Missiological Foundation for Healthy Churches	Strategic Foundations for Healthy Churches	Living the Gospel	Christian Growth: Christ the Focal Point (or <i>Christ the Center</i>)
SESSION 1	WHAT IS A HEALTHY CHURCH?	SPIRITUAL MAPPING: PRINCIPLES OF RESEARCH	WHAT GOD IS SHOWING ME: SHARING YOUR RESEARCH	JUSTIFICATION BY FAITH	BARRIERS TO EVANGELISM	THE GREAT COMMISSION AND CHURCH PLANTING
HEALTHY CHURCH CONCEPT	Communicating a Clear Vision	Mission, Text, and Context	Vision, Text, and Context	Affirmed in God's Call	Evangelism	Evangelism and Discipleship
SESSION 2	WHAT IS A HEALTHY CHURCH PLANTER?	THIS IS WHAT JESUS DID FOR ME! DEVELOPING AND SHARING YOUR PERSONAL TESTIMONY	WHAT GOD IS SHOWING ME: SHARING YOUR TESTIMONY AND PRAYER WALKING	BIBLICAL PRINCIPLES OF LEADERSHIP	THE PROCESS OF CONVERSION I	KEYS TO SUCCESSFUL DISCIPLE - MAKING
HEALTHY CHURCH CONCEPT	Affirmed in God's Call	Evangelism	Vision, Text, and Context	Empowering leaders	Evangelism	Discipleship
SESSION 3	"Z" THINKING: WHAT DOES GOD WANT?	LEADING SMALL GROUPS	MY CHURCH PLANTING MASTER PLAN: DISCERNING GOD'S VISION	EVANGELISM AND CHURCH PLANTING	THE PROCESS OF CONVERSION II	KNOW YOUR GOAL, KNOW YOUR PEOPLE
HEALTHY CHURCH CONCEPT	Communicating a Clear Vision	Evangelism, Discipleship, and Empowering Leaders	Communicating a Clear Vision	Evangelism	Evangelism	Discipleship
SESSION 4	THE CHURCH PLANTING CYCLE	INDUCTIVE BIBLE STUDY METHODS II: OBSERVING GOD'S WORD	MY CHURCH PLANTING MASTER PLAN: DEFINING THE MISSION	STARTING A SMALL GROUP	SMALL GROUP EVANGELISM	INDUCTIVE BIBLE STUDY METHODS IV: APPLYING GOD'S WORD
HEALTHY CHURCH CONCEPT	Communicating a Clear Vision	Evangelism and Discipleship	Communicating a Clear Vision	Evangelism and Discipleship	Evangelism	Evangelism and Discipleship
SESSION 5	WHY SMALL GROUPS?	HOW TO MOBILIZE PRAYER FOR YOUR CHURCH PLANT	MY CHURCH PLANTING MASTER PLAN: DEFINING VALUES	EVANGELISM AND MEETING COMMUNITY NEEDS	PRACTICE: SMALL GROUP EXPERIENCE	UNDERSTANDING WORLDVIEWS
HEALTHY CHURCH CONCEPT	Evangelism and Discipleship	Evangelism	Communicating a Clear Vision	Service	Evangelism	Affirmed in God's Call
SESSION 6	INDUCTIVE BIBLE STUDY METHODS I: LETTING THE BIBLE TEACH US	A CONCERT OF PRAYER: PSALM 95	MY CHURCH PLANTING MASTER PLAN: DEFINING STRATEGIES	INDUCTIVE BIBLE STUDY METHODS III: INTERPRETING GOD'S WORD	PRESENTATION OF MASTER PLANS	CONCERT OF PRAYER THANKING GOD FOR HIS FAITHFULNESS
HEALTHY CHURCH CONCEPT	Evangelism and Discipleship	Worship	Communicating a Clear Vision	Evangelism and Discipleship	Synthesis of Concepts	Worship

	MODULE 7 BUILDING A TEAM	MODULE 8 BUILDING A TEAM	MODULE 9 CARING FOR PEOPLE	MODULE 10 ESTABLISHING THE CHURCH	MODULE 11 PLANNING FOR THE FUTURE	MODULE 12 GOING FORWARD IN UNITY
DEVOTIONAL	Transformed by the Gospel	Grace is for the Humble	Love, the Foundation of Ministry	So that the World May Believe: John 17	Counting the Cost	Till the Whole World Hears!
SESSION 1	BIBLICAL FOUNDATIONS FOR THE CHURCH	TEAMWORK: WORKING EFFECTIVELY WITH OTHERS	RELATIONAL EVANGELISM	CORPORATE FUNCTIONS OF THE CHURCH	INTRODUCTION TO STEWARDSHIP	RESOLVING CONFLICT
HEALTHY CHURCH CONCEPT	Synthesis of Concepts	Empowering Leaders	Evangelism	Synthesis of Concepts	Stewardship of Resources	Fellowship
SESSION 2	THE CHURCH: A LIVING ORGANISM	TEAM DEVELOPMENT	CARING FOR SMALL GROUP MEMBERS	MINISTRY THROUGH SPIRITUAL GIFTS	FINANCIAL STEWARDSHIP	REPENTANCE AS A WAY OF LIFE
HEALTHY CHURCH CONCEPT	Synthesis of Concepts	Empowering Leaders	Fellowship	Mobilizing the Body According to Spiritual Gifts	Stewardship of Resources	Fellowship
SESSION 3	WHEN IS A GROUP OF PEOPLE A CHURCH?	SMALL GROUP DISCUSSION DYNAMICS	CARING FOR OUR COMMUNITY	HOW TO USE A SPIRITUAL GIFTS SURVEY	STRATEGIC PLANNING WORKSHOPS	REPENTANCE AND RESTORATION: CHURCH DISCIPLINE
HEALTHY CHURCH CONCEPT	Synthesis of Concepts	Discipleship	Evangelism, Text, and Context	Mobilizing the Body According to Spiritual Gifts		Fellowship
SESSION 4	INDUCTIVE BIBLE STUDY METHODS V: WAYS TO USE INDUCTIVE BIBLE STUDIES	TRAINING NEW SMALL GROUP LEADERS	CHARACTERISTICS OF GROWING CHURCHES	DYNAMICS OF SPIRITUAL WARFARE		RELEASING OTHERS FOR MINISTRY
HEALTHY CHURCH CONCEPT	Discipleship	Discipleship and Empowering Leaders	Synthesis of Concepts	Fellowship		Empowering Leaders
SESSION 5	PROFILE OF A CHRISTIAN LEADER	STYLES OF INTERACTION	SERVANT LEADERSHIP	HOW TO LEAD THE CHURCH IN WORSHIP		OUR CHURCH AND THE LARGER BODY OF CHRIST
HEALTHY CHURCH CONCEPT	Empowering Leaders	Empowering Leaders	Empowering Leaders	Worship	Stewardship of Resources; Communicating a Clear Vision	Fellowship
SESSION 6	BIBLICAL PREACHING I: UNDERSTANDING THE MESSAGE	BIBLICAL PREACHING II: UNDERSTANDING THE AUDIENCE	A CONCERT OF PRAYER: EPHESIANS 3-5	BIBLICAL PREACHING III: PREACHER AS A PERSON		CONCERT OF PRAYER: PRAYING TO SPREAD THE GOSPEL
HEALTHY CHURCH CONCEPT	Worship	Worship	Fellowship	Worship		Evangelism

MISSION TO MULTIPLY
Planting Healthy Churches Modules
Multiplication Network
More Churches, Stronger Churches
Copyright © 2015



This church planter training material is a combination of the Abridged Omega Course and Multiplication Network's Planting Healthy Churches material.

Multiplication Network has obtained permissions from the Training Center for Church Planters and from World Ministries to put forth this work for the use of the church.

You are **permitted and encouraged to reproduce and distribute this material** in any format provided that: (1) you credit the source, (2) you indicate if modifications are made, (3) you do not charge a fee beyond the cost of reproduction, and (4) you do not make more than 1,000 copies.

OMEGA Course:
Practical Church Planter Training

Copyright © 2000, 2006 United World Mission.
This material was originally copyrighted by The Alliance for Saturation Church Planting and was prepared by that partnership in cooperation with Peter Deyneka Russian Ministries, Project 250.

If you would like to post this material to the internet or if your intended use is other than outlined above, please contact United World Mission, ATTN: Jay Weaver/Omega, 9401-B Southern Pine Blvd., Charlotte, NC 28273-5596, or omega_course@alliancescp.org.

Translations and adaptations for your context are also encouraged.

We thank Dr. Jerry Wofford and Dr. Jeff Hale for their invaluable contribution in the preparation of this resource.

Gary Teja and John Wagenveld, Mission to Multiply editors

www.multiplicationnetwork.org

	SUGGESTED 1-DAY FORMAT FOR MODULE 1 TRAINING	
	INTRODUCTION TO MODULE 1	8:00
	DEVOTIONAL: BIBLICAL FOUNDATIONS FOR HEALTHY CHURCHES	8:15
	REPORTING	8:30
SESSION ONE	WHAT IS A HEALTHY CHURCH?	9:00
	BREAK	10:00
SESSION TWO	WHAT IS A HEALTHY CHURCH PLANTER?	10:15
SESSION THREE	"Z" THINKING: WHAT DOES GOD WANT?	11:15
	LUNCH	12:15
SESSION FOUR	THE CHURCH PLANTING CYCLE	1:15
SESSION FIVE	WHY SMALL GROUPS?	2:15
	BREAK	3:15
SESSION SIX	INDUCTIVE BIBLE STUDY METHODS I: LETTING THE BIBLE TEACH US	3:30
	CLOSURE	4:30
	END OF DAY	4:45

HEALTHY CHURCH PLANTING

Module 1

Learning Objective: Participants will be able to tell in their own words.

- » What a healthy church is;
- » Why planting a healthy church is important; and
- » The basic process of planting a healthy church

Introduction to Module 1

Healthy and Unhealthy Churches Activity

BIBLICAL FOUNDATIONS FOR HEALTHY CHURCHES

There are five biblical reasons for planting new healthy churches:

1. Because God is the _____ who _____ and _____ the lost.

Key verses | Genesis 3:9; Psalm 23; Luke 14:15-24

2. Because _____ compels us.

Key verses | 2 Corinthians 5:14-20; Matthew 18:12-14; John 14:23

3. Because the _____ has been sent to all people.

Key verses | Acts 2:5-11, 10:44-48, 1:8

4. Because the local church is a _____ of the _____ of God.

Key verses | 1 Peter 2:5, 9-10, 12; Colossians 1:13-23;
Romans 12:4-8

5. Because planting new churches brings _____ to _____.


Key verses | Ephesians 1:1-14; Revelation 7:9-12

REPORTING

Overview of Planting Healthy Churches Using the Mission to Multiply Course



Five Steps to Planting a Church



ABC CHURCH PLANTING REPORT

MONTHLY REPORT

GENERAL INFO

MONTH OF REPORT		MENTORING MEETING ATTENDED	YES	NO
CHURCH PLANTER'S NAME				
CHURCH PLANTER'S ZONE				
ZONE COORDINATOR				

INDIVIDUALS

	MONTHLY GOAL	MONTHLY RESULT
NEW CONTACTS PEOPLE CONTACTED IN THE CHURCH PLANTING CONTEXT TO PRESENT THE GOSPEL		
NEW CONVERSIONS FOLLOWERS OF JESUS		
NEW PERSONS BAPTIZED PEOPLE PARTICIPATING IN THE SACRAMENT OF BAPTISM		
NEW LEADERS IN TRAINING PEOPLE THAT THE PLANTER IS TRAINING FOR LEADERSHIP		

SMALL GROUPS | Minimum 2 new disciples and one leader

	MONTHLY GOAL	MONTHLY RESULT
NEW SMALL GROUPS GROUPS INITIATED THIS MONTH		
NEW PARTICIPANTS IN SMALL GROUPS NEW PEOPLE PARTICIPATING IN SMALL GROUPS THIS MONTH		
NEW LEADERS WITH A GROUP NEW LEADERS WITH A GROUP UNDER THE SUPERVISION OF THE PLANTER		

PRAYER REQUESTS

- _____
- _____
- _____

TESTIMONY

THREE LINES ARE THE MINIMUM REQUIRED

WHAT IS A HEALTHY CHURCH?

SESSION 1

DEFINITION OF CHURCH

The Church is the Body of Christ, a community created by the Spirit, and a fellowship of believers who confess Jesus as Lord and Savior. It gathers regularly in local communities to live into its identity in Christ and to live out its vocation as reconcilers in the world. These communities participate with the triune God in renewing all things as ambassadors of the Kingdom to bear witness to and enact the redemptive purposes of the King.

DEFINITION OF A HEALTHY CHURCH

"A healthy community of faith is rooted first of all in the character and nature of God. It understands its mission and purpose in the world and organizes its life and work to be faithful and fruitful in its context."

CASE STUDY: STORY OF AN UNHEALTHY CHURCH

When Hosanna Church was first planted, it began with conflicts and hurts. According to the church's history, the decision to plant Hosanna Church came from conflicts between one faction of a congregation who respected its retired senior pastor and another faction loyal to the current senior pastor. Finally, the denomination decided to separate the congregation into two churches. One of the new congregations, over time, took the name Hosanna Church. Pastor Lee was chosen to be the first senior pastor of one of the new congregations. Quickly he encountered conflicts with church elders who then left the church with some members.

In this church, every elder was over 55 years old. Both young adults and youth had a strong distrust of the church leadership. This distrust was one reason why the Hosanna Church separated from the former congregation. Hosanna Church did not easily accept changes in the direction of revitalization. As the composition of the church membership aged, Hosanna Church found it even more difficult to make the necessary changes to be a vital congregation.




The traditional worship style was a big problem, because only the older church members appreciated it. The sanctuary had a capacity of about 1,000 attendees, but Sunday worship service attendance averaged 200 worshippers. These problems were the tip of the iceberg.

The church's financial condition was bad. In winter, they did not use the heater because of the church's poor financial condition. During summers there was the same problem regarding the air conditioner. The church was in debt. What was worse, the church leadership did not commit to tithe. Follow-up systems for converts were nonexistent. Small groups were just formal groups for women and other small groups for church members. These groups were not reproducing through evangelism. Continual troubles, separation, and unfaithfulness to each other were the substance of Hosanna Church. This summarizes the sad condition of Hosanna Church before it entered into a revitalization process to regain its health.

Adapted from: Park, H. W. (2009). An effective strategy for church revitalization through a case study of Hosanna Church. (Doctoral dissertation, Liberty Baptist Theological Seminary)¹.

10 CHARACTERISTICS OF A HEALTHY CHURCH



¹ Retrieved from <http://digitalcommons.liberty.edu/cgi/viewcontent.cgi?article=1170&context=doctoral>

FIVE COMMITMENTS OF A HEALTHY CHURCH

1.- CLEAR _____

Definition: Having vision means looking toward the future to _____ in a clear mental picture what _____ wants to do _____ you to achieve His _____ .

"The church sees clearly what God wants it to be and do, so that the Body of Christ will serve to reflect his new creation in the community."

What does _____ want the church you are planting to be and to do? During your training, you will write a vision statement that summarizes what God is calling you to be and do as a church. Use this to stay focused in your ministry.

2.- EMPOWERING _____

Definition: Christian leadership can be defined in the following way: "Christian leaders are people committed to _____ (character), who know _____ they're going (vision) and who have _____ (influence)."

"The church is served by people who understand its vision, can communicate it clearly to the congregation, and can organize the Body of Christ to make the vision a reality."



2 Timothy 2:2

What the Apostle Paul did:

- A. He gave the leaders _____. He put them in _____ of the work.
- B. He was committed to _____ them.
- C. He _____ them.

3.- MOBILIZED _____

Definition: Church members work together using their _____ responsibly in the _____ and in the _____.

VISION - SEE - GOD - THROUGH - REDEPTIVE PURPOSES -
GOD - LEADERSHIP - GOD - WHERE - FOLLOWERS - SPACE -
CHARGE - PREPARING - TRUSTED - BODY - GIFTS -
CONGREGATION - COMMUNITY

MODULE 1

"Each one should use whatever gift he has received to serve others, faithfully administering God's grace in its various forms. If anyone speaks, he should do it as one speaking the very words of God. If anyone serves, he should do it with the strength God provides, so that in all things God may be praised through Jesus Christ. To him be the glory and the power for ever and ever. Amen." I Peter 4:10-11

Five Practical Steps to Mobilizing Members:

- I. Prepare your leadership to mobilize the entire _____.
- II. Teach about _____ and the stewardship of _____.
- III. Identify the _____ and the areas of _____ of each believer in the congregation.
- IV. Ask each member to work in a _____ or area of _____.
- V. Keep an eye on _____ the different areas of church life are going and make the necessary _____.

4.- STEWARDSHIP OF _____.

Definition: The Church challenges its members to be good _____ of their _____, their _____ and their _____. Stewardship is using these material and financial gifts to accomplish the work of the kingdom of God in the _____ and in its _____.



"Honor the LORD with your wealth, with the first fruits of all your crops; then your barns will be filled to overflowing, and your vats will brim over with new wine." Proverbs 3:9-10

5.-CONNECTION BETWEEN THE _____ AND THE _____

Definition: A healthy church takes into account its context (geographic location, social and economic factors, cultures, etc.). While the _____ of the good news in Jesus Christ does not change, the _____ for sharing it do.



"All Scripture is God-breathed and is useful for teaching, rebuking, correcting, and training in righteousness, so that the servant of God may be thoroughly equipped for every good work." 2 Timothy 3:16-17

FIVE FUNCTIONS OF A HEALTHY CHURCH

1.- _____

Definition: The Church _____ the Good News of Jesus Christ in _____ and _____ and _____ people to be part of the Kingdom of God. Acts 1:8

"And the Lord added to their number daily those who were being saved." Acts 2:47

2.- _____

Definition: The Church helps people to see _____ more clearly, get to know his _____ for their lives, and _____ them to follow him in _____ aspects of life. 2 Peter 3:18

"They devoted themselves to the apostles' teaching..." Acts 2:42

The four C's of discipleship:

1. _____
2. _____
3. _____ of the Gospel
4. _____

3.- _____

Definition: The Church addresses the _____ of people in the _____ of Christ and invites them to be his _____.

"Selling their possessions and goods, they gave to anyone as he had need...enjoying the favor of all the people..." Acts 2:4 5, 47

Three Types of Relationships between Service and Evangelism

I. Ministry as a _____ of evangelism: Conversion to Christ makes us attentive and eager to meet the needs of others.

II. Ministry as a _____ for evangelism: Service to others as the starting point that later makes them willing to hear the Gospel.

III. Ministry _____ evangelism: speaking of Jesus while serving others.

4.- _____

Definition: Members help carry each other's _____, showing the _____ and _____ of Christ.



"They devoted themselves... to the fellowship... All the believers were together and had everything in common... Every day they continued to meet together with glad and sincere hearts..." Acts 2:42, 44, 46

5.- _____

Definition: The Church gathers as the _____ of God to meet with the Father in _____, _____ and _____, as well as dedicating themselves to _____ and _____.

"They devoted themselves... to the breaking of bread and to prayer... praising God..." Acts 2: 42, 47

Small Group Activity: I Remember When . . .



I remember when [name the experience] happened;

It made me feel [name the emotion],

So I [name an action taken because of the experience],

Because [why you took the action].

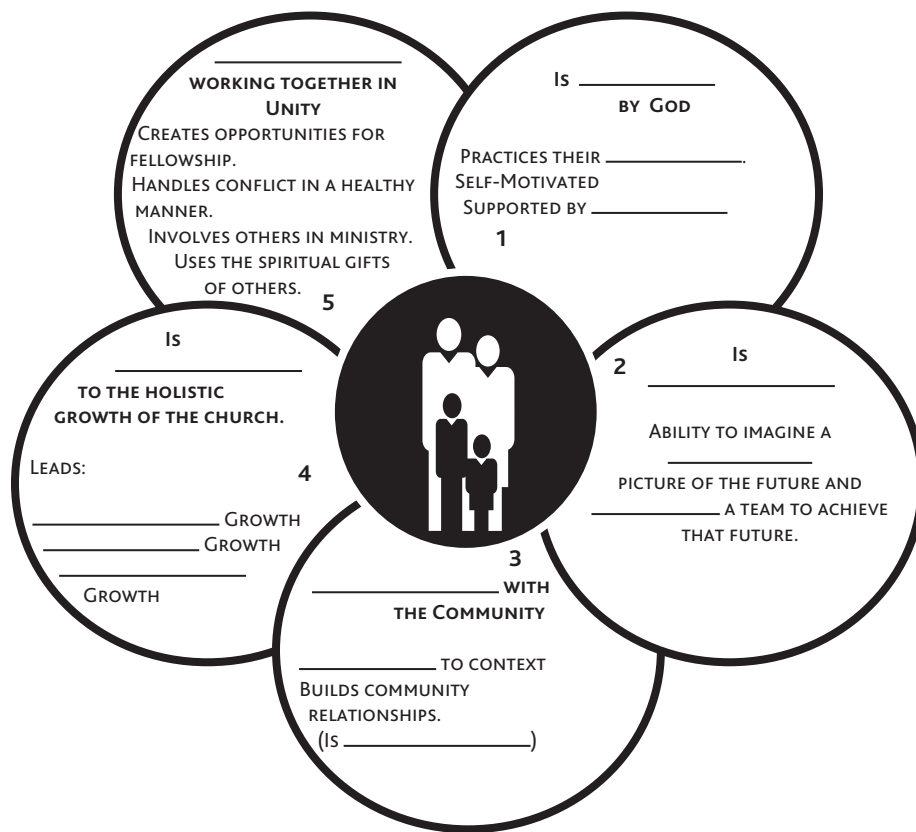
Healthy Church experience example: I remember when my pastor took time to disciple me; it made me feel like I was important to him and to the church, so I volunteered to teach a new members class because I wanted our new members to know they, too, are important to the church.

Unhealthy Church experience example: I remember when I visited a church in my neighborhood and no one greeted me; it made me feel like no one cared about me, so I never went back to that church because I want to be in a church that cares for everyone.

WHAT IS A HEALTHY CHURCH PLANTER?

SESSION 2

FIVE INDICATORS OF A HEALTHY CHURCH PLANTER



ASSESSING MY CONFIDENCE LEVEL FOR CHURCH PLANTING

Complete the following self-assessment by indicating which level of confidence you have about what each statement describes.

Based on my past behaviors and experience, as a church planter...

1.- I will practice my faith consistently and maintain a strong devotional life.

☐ Low Confidence ☐ Some Confidence ☐ High Confidence

2.- I will be self-motivated and work without onsite supervision.

☐ Low Confidence ☐ Some Confidence ☐ High Confidence

3.- I have the support of my spouse.

☐ Low Confidence ☐ Some Confidence ☐ High Confidence

4.- I can imagine a clear picture of the future related to planting a healthy church.

☐ Low Confidence ☐ Some Confidence ☐ High Confidence

5.- I have the ability to build a team that can achieve that picture of the future.

☐ Low Confidence ☐ Some Confidence ☐ High Confidence

6.- I will adapt well to my church planting context.

☐ Low Confidence ☐ Some Confidence ☐ High Confidence

7.- I will build good relationships within the community.

☐ Low Confidence ☐ Some Confidence ☐ High Confidence

8.- I will be flexible in dealing with people and circumstances.

☐ Low Confidence ☐ Some Confidence ☐ High Confidence

9.- I will lead the new church to grow spiritually.

☐ Low Confidence ☐ Some Confidence ☐ High Confidence

10.- I will lead the new church to grow as an effective organization (organically).

☐ Low Confidence ☐ Some Confidence ☐ High Confidence

11.- I will lead the church to grow numerically through reaching the community through its members.

☐ Low Confidence ☐ Some Confidence ☐ High Confidence

12.- I will create a sufficient number of meaningful opportunities for fellowship.

☐ Low Confidence ☐ Some Confidence ☐ High Confidence

13.- I will handle conflict in a healthy manner.

☐ Low Confidence ☐ Some Confidence ☐ High Confidence

14.- I will involve others in ministry.

☐ Low Confidence ☐ Some Confidence ☐ High Confidence

15.- I will help others discover and use their spiritual gifts.

☐ Low Confidence ☐ Some Confidence ☐ High Confidence

MY PLAN FOR BUILDING CONFIDENCE

1. What is the #1 area I need to build confidence in right now?

2. What step can I take immediately that will help me build confidence in this area?

3. Observe your areas of High Confidence. These are likely to be your major strengths as a church planter. What steps can you take to maximize these strengths immediately in your church planting effort?

4. Whom do I know that I can ask to support me in prayer and hold me accountable as I work on building confidence and making the most of my strengths?



Optional Activity Instructions:

- Use the self-assessment score sheet below to go deeper in analyzing your readiness to begin planting a church.

Assessing My Confidence Level for Church Planting Score Sheet*

Low Confidence	Some Confidence	High Confidence	Total Score
In the box below, list the number of each question to which you responded "Low Confidence." Example: 1, 6, 7	In the box below, list the number of each question to which you responded "Some Confidence." Example: 2, 8, 10.	In the box below, list the number of each question to which you responded "High Confidence." Example: 3, 11, 15	
In the box below, write the total number of questions to which you responded "Low Confidence." For example, if you responded to 3 questions with "Low Confidence" write the number "3" in the box.	In the box below, write the total number of questions to which you responded "Some Confidence" and multiply that number by 2. For example, if you responded to 3 questions with "Some Confidence," multiply 3 x 2 and write the number "6" in the box.	In the box below, write the total number of questions to which you responded "High Confidence" and multiply that number by 3. For example, if you responded to 3 questions with "High Confidence," multiply 3 x 3 and write the number "9" in the box.	In the box below, write the sum of the Low + Some + High Confidence scores. For example, if your scores were Low = 3, Some = 6, and High = 9, your total score would be 3+6+9 = 18

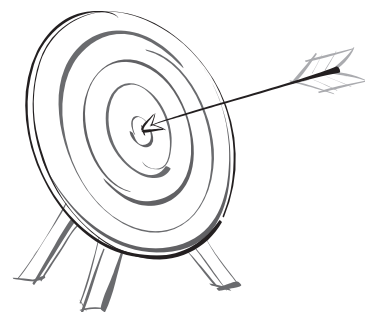
Score Ranges:

Overall Low Confidence: 15-25

Overall Some Confidence: 26-35

Overall High Confidence: 36-46

- Examine the questions that you grouped together in the three confidence levels. Do you find any patterns among these questions?
- Consider your overall confidence level score. How does the mix of the three confidence levels contribute to your total score? What does this suggest to you concerning your readiness to plant a church?



*Please note this self-assessment is a tool, which aids the church planter to reflect on his or her readiness for the church planting task. The tool is not a predictor of success or lack of success as a church planter. Rather, it opens the door for self-reflection and productive dialogue with one's fellow church planters and one's church planting facilitator, mentor, or supervisor.

"Z" THINKING:

WHAT DOES GOD WANT?

SESSION 3

WHAT IS "Z" THINKING?

"Z" is the _____ of what God ultimately wants for a nation, region, city, village, or neighborhood. "Z" is used because it is at the end of the English alphabet—the final or ultimate letter, just as Omega ends the Greek alphabet.

Read:

Isaiah 11:9; 65:12-25; Revelation 21:1-4, 22-27; 22:1-5



Reflect:

- How do these texts describe the "end-game" (the ultimate end that God wants)?
- What is the danger of only focusing on heaven and not on the new earth?

Read:

Mark 13:10

Matthew 24:14

John 3:16

1 Timothy 2:3-4

Luke 24:45-47

2 Peter 3:9

Colossians 1:6

2 Corinthians 5:9

Reflect:

- What do these verses tell us about God's plan for reaching out with the Gospel?
- What are some of the ways God achieves His desired end result?
- What is the number one instrument that God uses in achieving His desired end result?
- Is there another means God is using more effectively today?



Read:

Matthew 28:18-20

Acts 1:8

Ephesians 3:10

Reflect:

- What do these verses tell us about our work in fulfilling God's desire for the world?

SOME ESSENTIAL STEPS TO GET TO “Z”



A. Prayer | 2 Chronicles 7:14, Matthew 9:38

What should we pray for in our quest to achieve “Z”?

B. Love and Unity | John 13:35, John 17:20-23

Why is love and unity essential to achieving “Z”?



C. Vision | John 3:16, 1 John 2:2, Matthew 9:37

What do these verses tell us about God's vision?

D. Evangelism | Romans 10:14-15

How can we find opportunities to witness to unbelievers in our area?
How do believers reach beyond their circle of other believing friends to unbelievers?

E. Church Planting | Ephesians 3:8-11, Ephesians 4:11-13

What does God want his people to be doing?

When a new church is planted, people are reached in the surrounding neighborhood that would not have been reached with the Gospel without a new church. What are some reasons this happens? If you know of a case of this occurring, tell the group about it and discuss what happened.

"Z" THINKING RESULTS IN "Z" ACTION

Two actions that result from "Z" thinking are "Z"
_____ and "Z" _____.

1. What are some strategic questions that must be answered for church planting to occur?
2. What are some plans that need to be made as a church progresses toward planting a new church?

ACTION PLAN FOR MODULE 2: YOUR "Z" PLAN

Assignment:



1. Prepare or obtain a map of your city or village where you plan to plant a church. Locate as many evangelical churches in your city or village as you can and indicate their approximate sizes on the map. Find out the population of the city or village.

Christian leaders have said that for a country to have church "saturation," it must have one evangelical church for every 1,000 people. If we accept the idea that there should be one church for every 1,000 people, how many more churches do you think need to be planted in the city or village where you intend to plant a church?

2. Begin thinking about a plan for your church planting effort that includes prayer, unity and love, vision, evangelism, and church planting. Write down some initial ideas and share them with your mentor or the trainer of this session.
3. Think about your neighborhood, village, city, region, or country. Consider your answer to the questions:
 - "What does God want for _____ (name city, village, or neighborhood where you plan to plant a church)? Write the answer in one paragraph.
 - List three things that you will do to help see "Z" happen in your area.

Getting to "Z Giving"!

Read:

2 Corinthians 8:7; 2 Corinthians. 9:6-7



How can we be assured that the funds needed for church planting will be given?

TWO PRINCIPLES IN FUNDING A CHURCH PLANT

1. _____
2. _____

Read:

Philippians 4:6-7; 4:11-13, 4:19

Ways to Finance a New Church Plant

1. Support from the _____ church
2. Support from the _____, _____, or _____
3. A _____ support group
4. Support from _____, _____, and _____
5. Support from the sale of _____
6. Support from a _____ salary in the household
7. _____ ministry

Lunch (60 min.)

MODULE 1

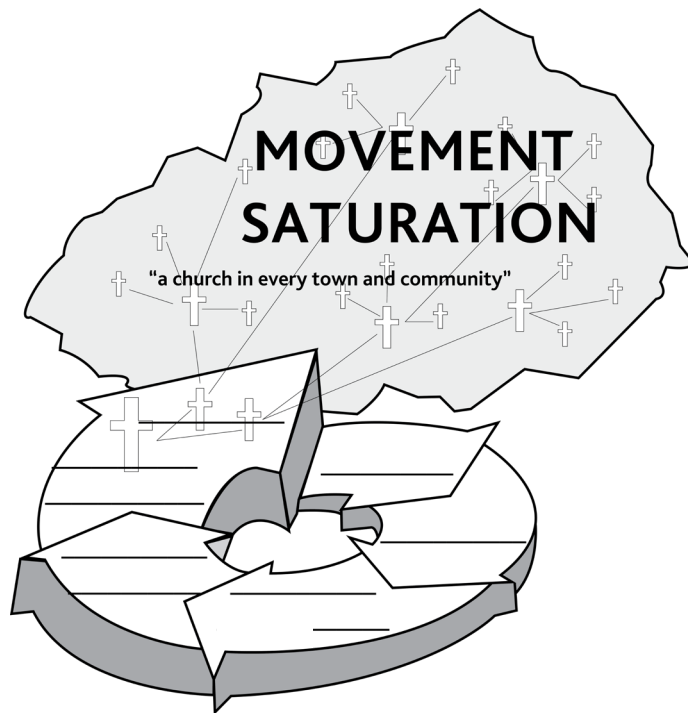
TRUST GOD - CONTENTMENT - MOTHER - DENOMINATION -
MISSION - ORGANIZATION - SPECIAL - INVESTORS - FRIENDS
- RELATIVES - PROPERTIES - SECOND -
BI-VOCATIONAL

THE CHURCH

PLANTING CYCLE

SESSION 4

THE CHURCH PLANTING CYCLE



PHASE I: PRAYER (Luke 10:2, Ephesians 6:18-19, Colossians. 4:2-4)

ACTIVITIES:

- Begin with prayer.
- Locate the group with whom you will do evangelism and church planting.
- Pray for those who will help and for yourself.

KEY ISSUES

- What is my personal harvest field? What does God want from me in my area?
- What are things about the calling and vision that God is giving me that are different from those He is giving other people?



- Who is going to help?
- Who should I pray for? What should I pray for?
- What should I ask God to do in my own service to him?

PHASE II: EVANGELIZE (1 Corinthians 9:19-23; Acts 1:8)

ACTIVITIES:

- Contact key leaders and build relationships.
- Evangelize the lost.
- Start evangelistic group Bible studies.
- Show the new believers how to do ministry by the way you do it.

KEY ISSUES:

- What evangelistic methods are most effective for us to reach our goals?
- How do we make contacts with key leaders? Who are they?
- How do we find them?
- How do we train new believers to be witnesses to their friends and family?
- How do we find out who the friends of the new believers are and begin evangelizing them?

PHASE III: MAKE DISCIPLES (1 Thessalonians 5:11; Matthew 28:18-20)

ACTIVITIES:

- Disciple new believers.
- Mentor emerging leaders.
- Teach obedience and commitment to the Lord.
- Encourage believers to become like Christ.
- Teach new believers to obey Christ.

KEY ISSUES:

- How to develop and disciple a group of people?
- How to model effective leadership?

PHASE IV: GATHER TOGETHER (Hebrews 10:24-25)**ACTIVITIES:**

- Expand evangelism efforts through the network of friends.
- Multiply cell groups by having each cell group work toward starting other groups.
- Begin ongoing regular worship.

KEY ISSUES:

- How will new cell group leaders be trained and released?
- When do we baptize new believers? When and who gives them communion?
- How will we establish a close fellowship of believers? How will new believers be brought into the fellowship?
- When we gather, where do we meet? How do we invite people?
- What forms will we use to reach our intended purpose?
- What style of worship will we use?

PHASE V: DEVELOP LEADERS (2Timothy 2:2)**ACTIVITIES:**

- Build a profile of leaders needed in each area of ministry.
- Find and write down the spiritual gifts of all members.
- Train cell group leaders.
- Assign and release leaders to ministry.
- Organize the structure and ministry positions you envision for the ministry.
- Follow-up with leaders to provide support.

KEY ISSUES

- How do we get new believers to discover their spiritual gifts? Who will train them?
- What are the areas of training that are needed? Where and how will this training be provided?
- Who are the potential key leaders? What are their gifts and abilities? Are they faithful, serving people?
- Where will those trained have a ministry? What are the basic needs and issues in that area? When will their ministry in that area begin? To whom will they report? What is their job description?

PHASE VI: MULTIPLY (Acts 1:8)**ACTIVITIES:**

- Coach leaders to form church planting teams.
- Train workers for several different kinds of ministries involved in church planting.
- Research new regions where people feel led to start ministry.
- Plan and conduct evangelistic efforts in new regions.
- Establish and appoint leaders for the ministry who will work with us.

KEY ISSUES:

- What research needs to be done? Who will do it? Are there people groups nearby that are still unreached with the Gospel? Are there potential leaders among them who can be trained?
- What goals need to be set and made available to the appropriate persons? Who is heading up the prayer effort to support this ministry?
- Who assigns and oversees all new church planting ministries?
- Do we need any additional training ministries to train different levels of leadership for this movement? Who will do the training? How will it be financed?

PHASE VII: MOVEMENT (Isaiah 11:9)**ACTIVITIES:**

- Cover all people groups of the country.
- Establish guidelines for the increase of the movement.
- Determine cross-cultural mission projects the groups will sponsor.
- Conduct prayer and praise rallies.
- Set regional and/or national goals.
- Establish higher levels of training for key leaders of the movement.

KEY ISSUES:

- Is the movement self-developing, self-supporting, and self-governing? If not, what needs to be done to make sure that it is?
- What regions or peoples are still unreached? What mission projects is the Lord leading us to initiate?

- What kinds of training are needed for the movement? How will it be supported?
- Who are the “apostle-type” leaders for the movement? How can we work together with them? How can we encourage and support them? What are their needs?



Large Group Reporting

1. What are the benefits of small groups for developing leaders?
2. Based on all we have learned in this session, how do you summarize the benefits of small groups for church planting?

Break (15 min.)

WHY

SMALL GROUPS?

SESSION 5

BIBLICAL FOUNDATIONS OF SMALL GROUPS

We define a small group (or cell group) as a small group of individuals that gathers to _____ for the purposes of _____, _____, and _____, contributing to the formation of a _____, _____ new church.

Small Group Bible Discovery Activity.



Group A: What are some evangelistic functions of New Testament small groups? (Acts 4:20; 5:42; 20:20)



Group B: What are some discipleship functions of New Testament small groups? (Acts 6:4, Colossians 4:17)

Group C: What are some fellowship functions of New Testament small groups? (Acts 2:42, Hebrews 10:25, Acts 20:7, 11)

Group D: What are some worship functions of New Testament small groups? (Acts 1:14; 2:47; 6:4; Colossians 4:2)

BENEFITS OF SMALL GROUPS

Small Group Discussion

Group A: What are the benefits of small groups for evangelism? What are some possible activities of small groups that might enable them to reach out with the good news of Christ?



Group B: What are the benefits of small groups for discipleship?
What are some possible activities of small groups that might result in helping, teaching, and mentoring?

Group C: What are the benefits of small groups for fellowship?
What are some possible activities of small groups that might produce mutual encouragement, sharing, and friendship in Christ?

Group D: What are the benefits of small groups for worship?
What are some possible activities of small groups that might praise and glorify God?



Large Group Reporting and Discussion

Break (15 min.)

LETTING THE BIBLE TEACH US

SESSION 6

INDUCTIVE BIBLE STUDY METHODS, PART 1

Inductive vs. Deductive (2 Tim. 2:15)



1. The Deductive Approach

I. Deductive Reasoning

We _____ with a known and accepted idea and take from it ("deduce") a _____.

II. Deductive Bible Study

The teacher states a general rule that in the New Testament, yeast (or leaven) many times refers to sin. When we read Matthew 13:33 we assume that yeast refers to sin. Read the passage. Does yeast refer to sin here?

III. A "Typical" Method

Bible teachers often know what they want to say, and simply come to the Bible to find a verse that seems to support their understanding. Why would this create a danger for misunderstanding the true meaning of the passage?

2. The Inductive Approach

I. Inductive Reasoning

We _____ the facts closely in order to try to understand what the facts mean.

II. Inductive Bible Study

We carefully examine the _____ and _____ of Matthew 13:33 to determine what the word "yeast" or "leaven" is referring to.

III. Inductive is a Better Method

When helping people discover the truths the Bible as they study, the inductive method is a good choice.



STEPS OF INDUCTIVE BIBLE STUDY

- A. _____ – What does it *say*?
- B. _____ – What does it *mean*?
- C. _____ – What should I *do*?

TIPS FOR INDUCTIVE BIBLE STUDY

Build a solid foundation. - This begins with thorough _____. Carefully examine the content of the passage to determine its true meaning so that one can make a valid application.

Take adequate _____ for the study. - Do not rush by beginning with a quick reading and assuming that you know what it means. Do not make a hasty and questionable application of what it teaches.



A MODEL INDUCTIVE BIBLE STUDY ON JOHN 1:1-5

John 1:1-5**AN INDUCTIVE BIBLE STUDY**

A. - Observation: What does the passage say?

B. - Interpretation: What does the passage mean?

C. - Application: What should I/we do?

**Action Plan for Module 2: Personal Inductive Bible Study**

In preparation for the next inductive Bible study lesson on observation, pick a sample short passage of Scripture to study (no more than a paragraph or so). Spend at least 1 hour prayerfully observing the passage and asking God to open your eyes to things that you have not yet seen. Record your observations. What did you learn? Be prepared to share your experience with your colleagues at the next training session.

WHAT IS NEXT?

Before you come to the next module, we recommend you do the following:

- » Make 10 new contacts.
- » Present the Gospel to 5 people.
- » Start one new small group.

Action Plan for Module #2: Checklist

- » Complete the "Z" Plan assignment (see Session 3).
- » Take time to do an inductive Bible study (see Session 6).