

PARTICIPANT GUIDE



OBJECTIVES

By the end of this module, you will be able to:

1. Explain compassionate service.
2. Lead the church in joining the Holy Spirit in showing loving, compassionate, and serving testimony for the wellbeing of the Body of Christ and the community in which it finds itself.

TIME FOR SHARING & PRAYER

*"The Spirit of the Lord is on me,
because he has anointed me
to proclaim good news to the poor.
He has sent me to proclaim freedom for the prisoners
and recovery of sight for the blind,
to set the oppressed free..."*
– Luke 4:18 (NIV)




According to Luke 4:18, what was one of the purposes of Christ coming to this world?

How does this text express the concept of compassion?

Session 1: Biblical Foundation

1. COMPASSIONATE SERVICE | Matthew 25:34-46

Word cannot be separated from deed.

	Social action because of evangelism - when a community is evangelized, needs of the community are identified and members take action.
	Social action as the bridge for evangelism - needs of the community are identified. To reach those in the community, the church takes on social action and then evangelizes.
	Social action as a companion to evangelism - social action for the community and evangelism happens simultaneously.

2. THE HOLY SPIRIT IS ACTIVE IN YOUR COMMUNITY

Jesus said: *I am making everything new!* – Revelation 21:5 (NIV)

The church must evaluate needs within the community and collaborate with the community on satisfying those needs.

The church can join others for the wellbeing of the community.

Use this chart to develop an example of partnering with other organizations:

Local Need	Organization	Project	Collobration
Juvenile depression	Way of Life Foundation	Reducing suicide	Center for meeting and talking to neighborhood youth
<i>e.g.</i>	<i>e.g.</i>	<i>e.g.</i>	<i>e.g.</i>

DEVELOPMENT OF COMPASSIONATE SERVICE PROJECTS

- Focus on the most pressing needs in your community.
- Gather more information about those needs.
- Determine who in the church and community can help meet those needs.
- Determine what costs may be involved and how the church and community can cover these expenses.

Session 2: Tools

HOLISTIC MINISTRY

Based on these perspectives and considering your context, develop a compassionate service project. Use Project Format 1 (see next page).

Search among the members of your group those with the necessary gifts and talents to support compassionate service in your community. Use Project Format 2 (see next page).

Develop an action plan that responds to the need of the community where you are planting a church. Possibilities might include:

- Community cafeteria
- Prevention workshops
- Medical brigades
- Community improvements
- Craft workshops
- Literacy efforts
- Others...

NOTE | Remember that these initiatives propose a positive response to the needs of community through the love of God through Christ. They may build trust and provide excellent opportunities to preach God's Word, bringing together social action and the Gospel.

EVALUATING THE IMPACT OF THE CHURCH WITH THE COMMUNITY | James 2:14-17, Isaiah 58:8-10

Analyze the community with a focus on possible service opportunities in which the church can get involved. Document and evaluate the impact during an established term.

Empower the inhabitants of the community, encouraging them to utilize the resources they have. We must also help the church membership realize it is part of the community and they cannot "hide" themselves within the four walls of the church; rather, they must get involved in the community, to allow the church to have a true community impact.

4 Stages of a Church's Compassionate Care with the Community

- Stage 1 – Isolated/unaware
- Stage 2 – Aware/concerned
- Stage 3 – Ministry "to"
- Stage 4 – Ministry "with"

Project Format 1

Project Name _____

Time Line | From: _____ To: _____

Total Budget _____

General description _____

Resources _____

Activities _____

Agenda _____

Budget _____

Responsible _____

Results _____

Project Format 2

Full Name: _____

Telephone: _____

Email: _____

Address: _____

Gifts _____

Talents _____

Hobbies _____

Availability _____

Occupation _____

EVALUATING OUR COMPASSIONATE SERVICE

The following tool uses a 1-10 scoring system, in which 1 represents complete disagreement or the lowest score and 10 represents excellence or strong agreement.

COMPASSIONATE SERVICE											
1.	Our church covers the physical needs of those in need.	1	2	3	4	5	6	7	8	9	10
2.	Our church helps those in need in finding a job or donating clothes and food.	1	2	3	4	5	6	7	8	9	10
3.	Our church offers training to its members to serve the community with their needs.	1	2	3	4	5	6	7	8	9	10
4.	Our church has agreements with other organizations or churches in order to serve the greatest needs.	1	2	3	4	5	6	7	8	9	10
5.	Our church provides counseling to those who need it.	1	2	3	4	5	6	7	8	9	10
6.	The community knows we demonstrate Christ's love in a practical way, through community action and service.	1	2	3	4	5	6	7	8	9	10
7.	The church works with community leaders in order to improve their reality and meet identified needs.	1	2	3	4	5	6	7	8	9	10

Session 3: Action Plan and Goals

Based on what you learned in this module, create an action plan with clear goals for you and your local church.

For Pastors:

Have you identified a leader to mentor as a future church planter? Y or N

If yes, did you meet this month? Y or N

For Review:

Did you turn in a Healthy Church Report this month? Y or N

Look at the 7 TYCP (Take Your Churches Pulse) questions for this module (Session 2) and review your overall measurements.

What are your areas of strength (scores greater than 7)? _____

What are areas for growth (scores equal to or fewer than 7)? _____

Begin to develop an action plan. An action plan for implementing today's materials into your respective ministries is important and should be a habitual process for every step forward in your ministry. Based on what you learned in this module, create an action plan with clear goals for you and your local church.

An acronym that is helpful in planning is to develop **SMART** goals:

Specific: It describes specifically what I plan to do.

Measurable: I will be able to tell whether it was done or not.

Appropriate: Is it in line with God's will?

Realistic: It considers my limitations and availability.

Time-bound: It mentions an exact time period.

Example:

- By the end of the month, I will preach a sermon on integrated faith so that people will realize that God should be a part of every portion of life.
- By the end of the year, financial giving will increase by 5% from the previous year.
- In 6 months, 12 new believers will be saved.
- By next week, we will develop a plan for small groups that will start next fall.

Coming Up: Stronger Churches Module 10

You will help the members of the church comprehend, value, and promote the development of good relationships between members of the congregation and the people of the community.

NAME: _____ CHURCH NAME: _____

Healthy Church Report	MONTHLY GOAL	MONTHLY RESULT
SHARED THE VISION How many people inside and outside the church has the vision been shared with?		
LEADERS How many leaders has the church trained for small groups and ministry?		
SPIRITUAL GIFTS How many people has the church trained to use their spiritual gifts?		
TITHE How many people has the church asked to tithe toward the mission of the church?		
PRAYER How many people has your church prayed for in the community?		
SHARE FAITH How many people has the church trained to share their faith?		
SMALL GROUPS How many people has the church brought into small groups?		
COMMUNITY MINISTRIES How many people has the church brought into ministries that serve the community?		

How to Use Reports

- 1. REPORTING** - Included in each module is a tabulation sheet with ten metrics for measuring entitled *Healthy Church Report*. As the participant progresses through the modular training a new measurement is revealed on the tabulation sheet for monthly reporting. Monthly reporting is a key part of the training. This provides accountability and focus on what matters most for the training participants. If the participants know ahead of time what will be asked of them at the next module, they are more likely to do those activities that lead to the results to be reviewed.
- 2. PASTOR TRACK MENTORING** - Pastors are encouraged during the training to identify and mentor a future leader to be a church planter. Each month of the modular training the pastor is asked if a leader has been identified and if they have met for mentoring (see www.multiplicationnetwork.org/resources/ministry-toolbox/203-mentoring-workshop-2 for mentor training material). At the end of the Stronger Churches modular training: Pastors are encouraged to turn in a church planter profile report (<https://www.multiplicationnetwork.org/resources/ministry-toolbox/159-church-planter-profile>) and churches are encouraged to plant a church by sending the new leader for More Churches Modular training.